



High efficiency double pane glass



Adjustable epoxy coated wire shelves / increased durability



Electronic Controller: Ensuring optimum performance under all conditions



WOT Condenser: Low maintenance



High luminosity LED Lighting System



Easy serviceability / front access from bottom grid to key components



Contemporary Design:




- FGD execution - Extra bottom shelf for additional pack out and merchandising
- Unique Aesthetics - Curved door & grill
- Bluetooth connectivity



Ecological refrigerant gas





### External dimensions

 Height: 53.5 in  
 Width: 24.9 in  
 Depth: 22.8 in



### Internal dimensions

 Height: 45.9 in  
 Width: 20.9 in  
 Depth: 18.8 in

Gross volumes:	9.5 ft <sup>3</sup>
Adjustable shelves:	3
Facing x rows	PET 20 Oz: 7 x 6 Can 12 Oz: 8 x 6
Product capacity:	PET 20 Oz: 140 Can 12 Oz: 320
Weight (unpackaged):	185 lbs
Weight (packaged):	199 lbs
Transportation truck 53':	69 units

### Technical features

Compressor	Donper
Refrigerant:	R600a
Condenser:	WOT
Fan motor:	Electronic
Controller:	Electronic controller +always on
Temperature range:	32°F to 45°F

### Energy consumption

Energy star V4:	1.25 kWh/24h
Voltage / Frequency	115 - 127 V/60 Hz
Power cord type	NEMA 5-15B
Self closing system	Yes
Led lighting system	Yes